


Mono

390W MBB Half-Cell Module

JAM60S20 365-390/MR/1500V **Series**

Introduction

Assembled with multi-busbar PERC cells, the half-cell configuration of the modules offers the advantages of higher power output, better temperature-dependent performance, reduced shading effect on the energy generation, lower risk of hot spot, as well as enhanced tolerance for mechanical loading.



Higher output power



Lower LCOE



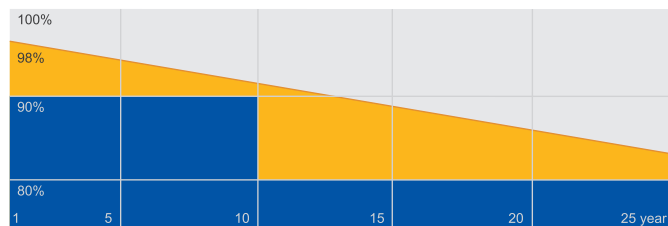
Less shading and lower resistive loss



Better mechanical loading tolerance

Superior Warranty

- 12-year product warranty
- 25-year linear power output warranty



■ JA Linear Power Warranty ■ Industry Warranty

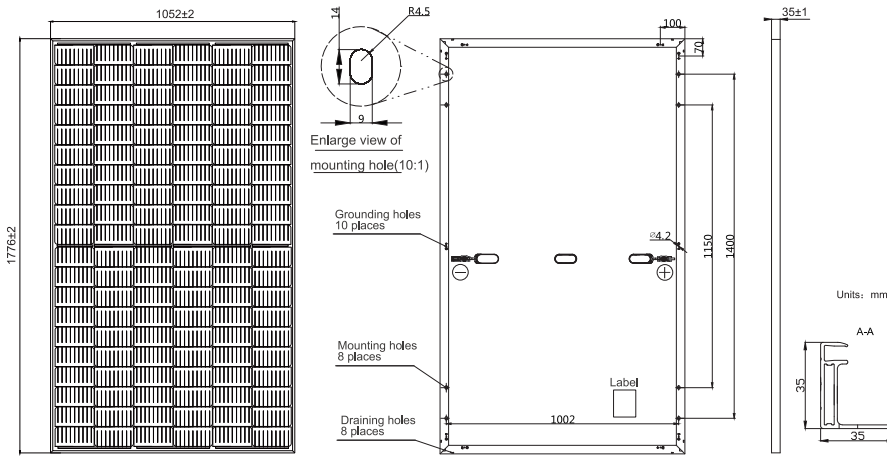
Comprehensive Certificates

- IEC 61215, IEC 61730
- ISO 9001: 2015 Quality management systems
- ISO 14001: 2015 Environmental management systems
- OHSAS 18001: 2007 Occupational health and safety management systems



MECHANICAL DIAGRAMS

SPECIFICATIONS



Cell	Mono
Weight	20.7kg±3%
Dimensions	1776±2mm×1052±2mm×35±1mm
Cable Cross Section Size	4mm ² (IEC)
No. of cells	120(6×20)
Junction Box	IP68, 3 diodes
Connector	Genuine MC4-EVO2 QC4.10-35/45
Cable Length (Including Connector)	Portrait:300mm(+)/400mm(-); Landscape:1000mm(+)/1000mm(-)
Country of Manufacturer	China/Vietnam

Remark: customized frame color and cable length available upon request

ELECTRICAL PARAMETERS AT STC

TYPE	JAM60S20 -365/MR/1500V	JAM60S20 -370/MR/1500V	JAM60S20 -375/MR/1500V	JAM60S20 -380/MR/1500V	JAM60S20 -385/MR/1500V	JAM60S20 -390/MR/1500V
Rated Maximum Power(Pmax) [W]	365	370	375	380	385	390
Open Circuit Voltage(Voc) [V]	41.13	41.30	41.45	41.62	41.78	41.94
Maximum Power Voltage(Vmp) [V]	33.96	34.23	34.50	34.77	35.04	35.33
Short Circuit Current(Isc) [A]	11.30	11.35	11.41	11.47	11.53	11.58
Maximum Power Current(Imp) [A]	10.75	10.81	10.87	10.93	10.99	11.04
Module Efficiency [%]	19.5	19.8	20.1	20.3	20.6	20.9
Power Tolerance	0~+5W					
Temperature Coefficient of Isc(α _{Isc})	+0.044%/°C					
Temperature Coefficient of Voc(β _{Voc})	-0.272%/°C					
Temperature Coefficient of Pmax(γ _{Pmp})	-0.350%/°C					
STC	Irradiance 1000W/m ² , cell temperature 25°C, AM1.5G					

Remark: Electrical data in this catalog do not refer to a single module and they are not part of the offer.They only serve for comparison among different module types.
Measurement tolerance at STC: Pmax ±3%, Voc ±2% and Isc ±4%.

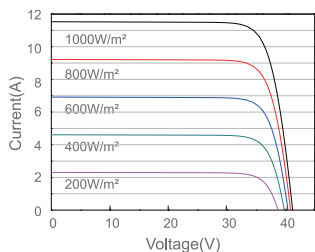
ELECTRICAL PARAMETERS AT NOCT

OPERATING CONDITIONS

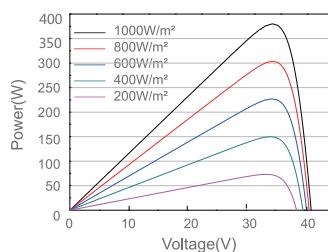
TYPE	JAM60S20-365 /MR/1500V	JAM60S20-370 /MR/1500V	JAM60S20-375 /MR/1500V	JAM60S20-380 /MR/1500V	JAM60S20-385 /MR/1500V	JAM60S20-390 /MR/1500V	
Rated Max Power(Pmax) [W]	276	280	284	287	291	295	Maximum System Voltage
Open Circuit Voltage(Voc) [V]	38.41	38.65	38.89	39.14	39.38	39.63	1500V DC(IEC)
Max Power Voltage(Vmp) [V]	32.05	32.30	32.55	32.72	32.96	33.20	Operating Temperature
Short Circuit Current(Isc) [A]	9.15	9.20	9.25	9.30	9.35	9.40	-40°C~+85°C
Max Power Current(Imp) [A]	8.61	8.66	8.71	8.78	8.83	8.88	Maximum Series Fuse
NOCT	Irradiance 800W/m ² , ambient temperature 20°C, wind speed 1m/s, AM1.5G						20A
							Maximum Static Load,Front
							3600Pa, 1.5
							Maximum Static Load,Back
							1600Pa, 1.5
							NOCT
							45±2°C
							Safety Class
							Class II

CHARACTERISTICS

Current-Voltage Curve JAM60S20-380/MR/1500V



Power-Voltage Curve JAM60S20-380/MR/1500V



Current-Voltage Curve JAM60S20-380/MR/1500V

