




Ningbo Qixin Solar Electrical Appliance Co, Ltd

No.99,Xingfu Road,Xiufeng Village,Gaoqiao Town,Ningbo,China

Web:www.nbqxsolar.com

Model (SL195CE-36M) Specifications



Electrical Data

| | |
|---------------------------------|-------------|
| Maximum Power(W) | 195W |
| Optimum Power Voltage(Vmp) | 38.3V |
| Optimum Operating Current(Impp) | 5.09A |
| Open Circuit Voltage(Voc) | 45V |
| Short Circuit Current(Isc) | 5.45A |
| Cell Efficiency (%) | 18.27% |
| Module Efficiency (%) | 15.27% |
| Tolerance Wattage(e.g. +/-3%) | ±3% |
| NOCT | 47°C +/-2°C |

Benefits

- ☐ High efficiency solar cells with high transmission and textured glass are delivering high efficiency for modules;
- ☐ Bypass diode minimizes the power drop caused by shade;
- ☐ Tempered glass, EVA resin, and weatherproof film, plus aluminum frame for extended outdoor use;
- ☐ Modules independently tested to ensure conformance with certification and regulatory standards;
- ☐ Manufacturing facility certified to ISO 9001 quality management system standards.

Temperature Coefficients

| | |
|--------------------------------------|-------|
| Temperature Coefficients of Isc(%)°C | +0.04 |
| Temperature Coefficients of Voc(%)°C | -0.38 |
| Temperature Coefficients of Pm(%)°C | -0.47 |
| Temperature Coefficients of Im(%)°C | +0.04 |
| Temperature Coefficients of Vm(%)°C | -0.38 |

Applications

- ☐ On-grid residential roof-tops
- ☐ On-grid commercial/industrial roof-tops
- ☐ Solar power stations
- ☐ Other on-grid applications





Ningbo Qixin Solar Electrical Appliance Co, Ltd

No.99,Xingfu Road,Xiufeng Village,Gaoqiao Town,Ningbo,China

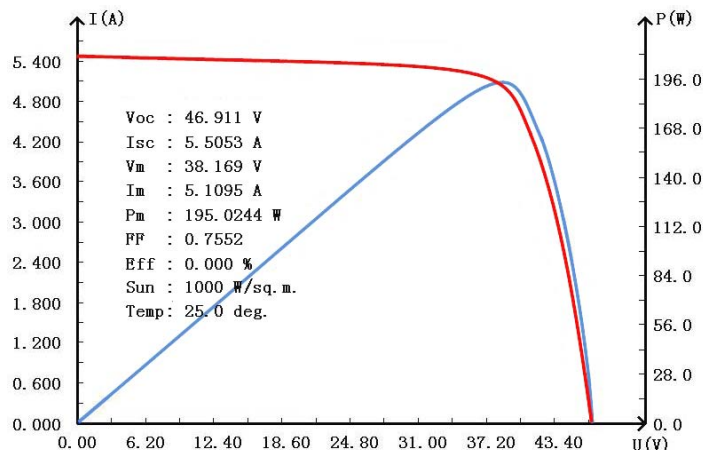
Web:www.nbqxsolar.com

Model (SL195CE-36M) Specifications

Components & Mechanical Data

| | |
|-------------------------------|--------------------------------------|
| Solar Cell | 125*125 Mono |
| Number of Cell(pcs) | 6*12 |
| Size of Module(mm) | 1580*808*40 |
| Front Glass Thickness(mm) | 3.2 |
| Surface Maximum Load Capacity | 2400Pa |
| Allowable Hail Load | 23m/s ,7.53g |
| Weight Per Piece(KG) | 15 |
| Junction Box Type | Pass the TUV Certificate |
| Bypass Diode Rating(A) | 12 |
| Cable & Connector Type | Pass the TUV Certificate |
| Frame(Material Corners,etc.) | 40# |
| Backing (Brand Type) | TPT |
| Temperature Range | -40°C to +85°C |
| FF (%) | 70-76% |
| Standard Test Conditions | AM1.5 1000W/m ² 25 +/-2°C |

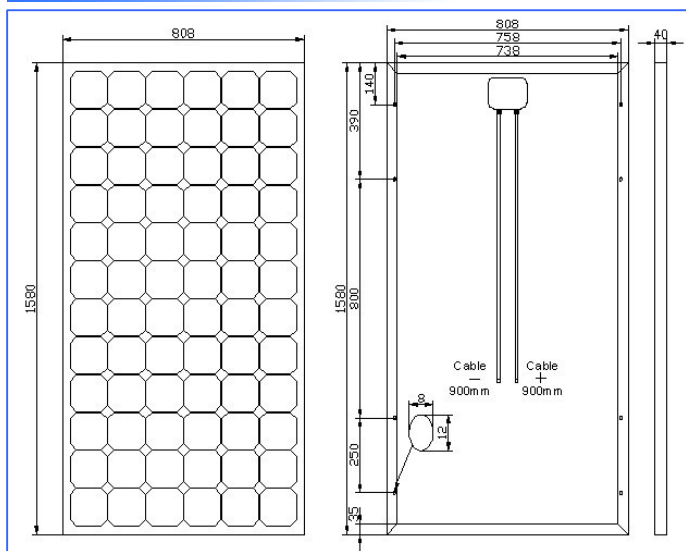
I-V Curves



Warranty & Certifications

| | |
|----------------|----------------------------------|
| Warranty | 25 year limited power warranty |
| | 10 year limited product warranty |
| Certifications | IEC 61215, IEC 61730, ETL-UL1703 |

Engineering Drawings



Packing

| | |
|---------|-------------------------|
| Packing | Plastic Protective Pack |
| 1*20' | 6Pallets/270pcs |
| 1*40'HQ | 14Pallets/728pcs |



Project Picture